

BRAUD
SB65

REPAIR
MANUAL



REPAIR MANUAL

CONTENT

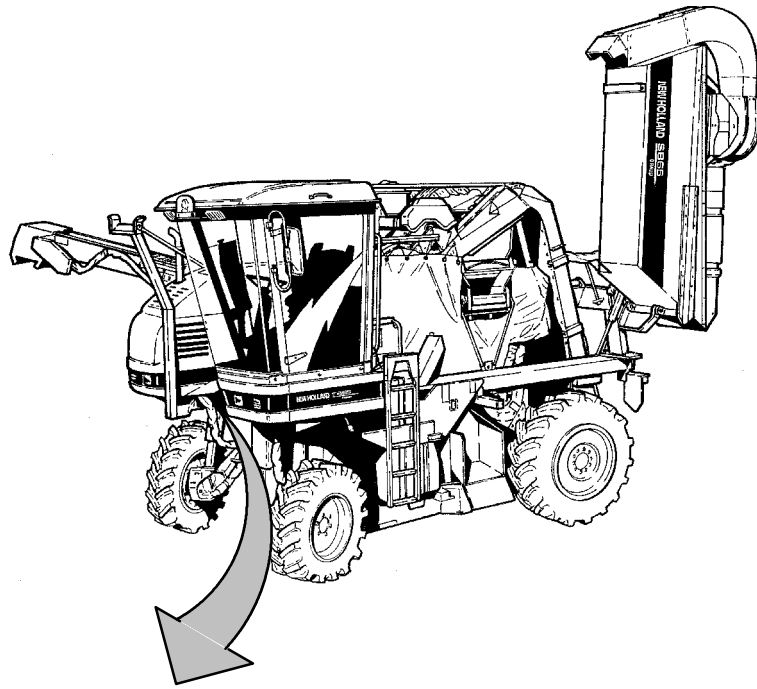
Section	Description
00	Maintenance
05	Machine completion and equipment
10	Engine
14	Live PTO
29	Hydrostatic transmission
33	Brakes & Controls
35	Hydraulic systems
36	Pneumatic systems
37	Towing hooks and ballasting
39	Frames
41	Steering
44	Axle and wheels
50	Cab climate control
55	Electrical systems
58	Attachments/headers
60	Product feeding
74	Cleaning
80	Grain/grape storage
88	Accessories
90	Platform, cab, bodywork and decals

SPECIFICATIONS

Chapter 1

CONTENT

Section	Description	Page
	Machine identification	3
	SB65 with emptying conveyor on the right side and left hopper	7
	SB65 with two hoppers, Low version	11
	SB65 with two hoppers, High version	13



NEW HOLLAND		NEW HOLLAND BRAUD S.A. 85220 COEX (FRANCE)			
Type/Tipo Typ	<input type="text"/>			KW	
N° Homologat./N° Omologaz.	<input type="text"/>	Approval Nr		<input type="text"/>	
N° Serie/N° Telaio Serial Nr/Fahrz	<input type="text"/>	Annee/Anno Year/Baujahr		<input type="text"/>	
PTAC/Massa max. Ammessa Total Adm. Mass./Zul. Ges. Gew.	<input type="text"/> + <input type="text"/> kg	Poids A Vide Masse A Vuelo Unladen Weight Leergewicht		<input type="text"/> kg	
Ch. Es. Av/Anneau/Mas. 1° As./Oc. Ad. Front Load/Zul. Ach. Vom Stutz.	<input type="text"/> + <input type="text"/> kg				
Charge Essieu Ar/Massa 2° Asse Adm. Rear Load/Zul. Achlast Hint.	<input type="text"/> + <input type="text"/> kg				
Charge Remorquable/Massa Rimorchiabile Permissible Towable Mass/Zul. Anhanglast	<input type="text"/> kg				
RECEPTION DRIRE PAYS DE LOIRE	Date <input type="text"/>	P.V.N° <input type="text"/>	<input type="checkbox"/> m ⁻¹		

669 001 001

R1-02/03

MACHINE IDENTIFICATION

Model	Type	Serial no.	Machine no. in the series
SB 65	669	001	001

A = Manufacturer's label

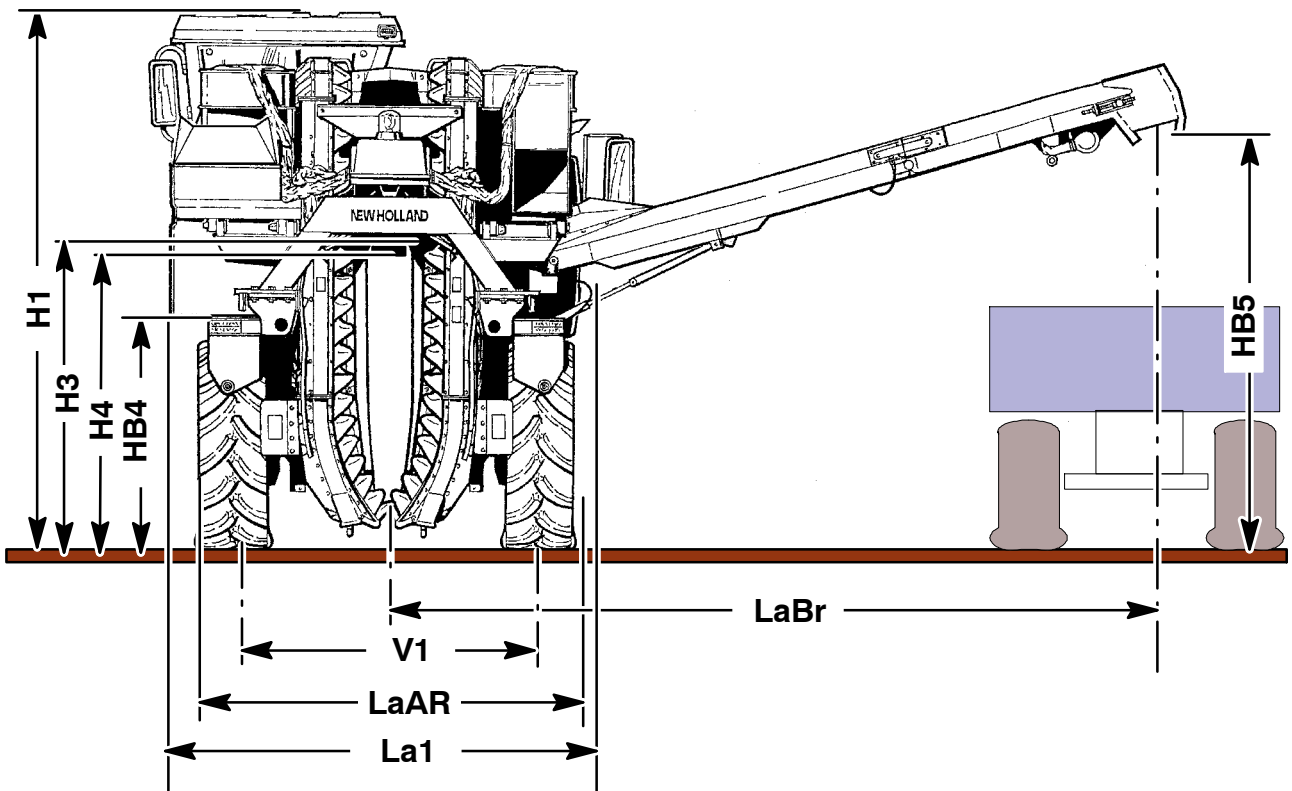
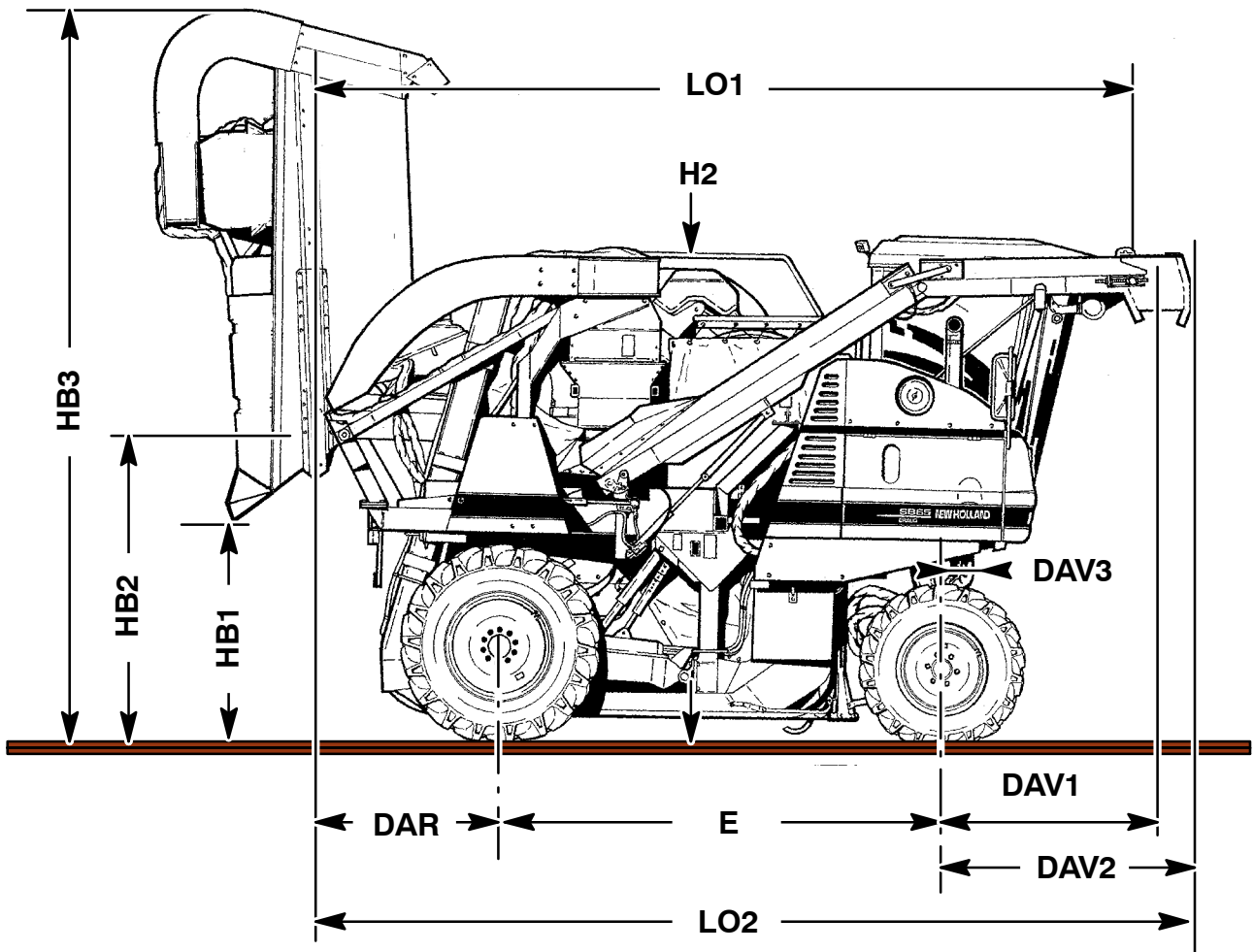
B = Frame number stamped

OPERATOR'S MANUAL

Reference: 604 80 170 00 (I)
604 80 171 00 (GB)
604 80 172 00 (F)
604 80 173 00 (SP)

SPARE PART CATALOGUE

Reference: 604 81 060 00

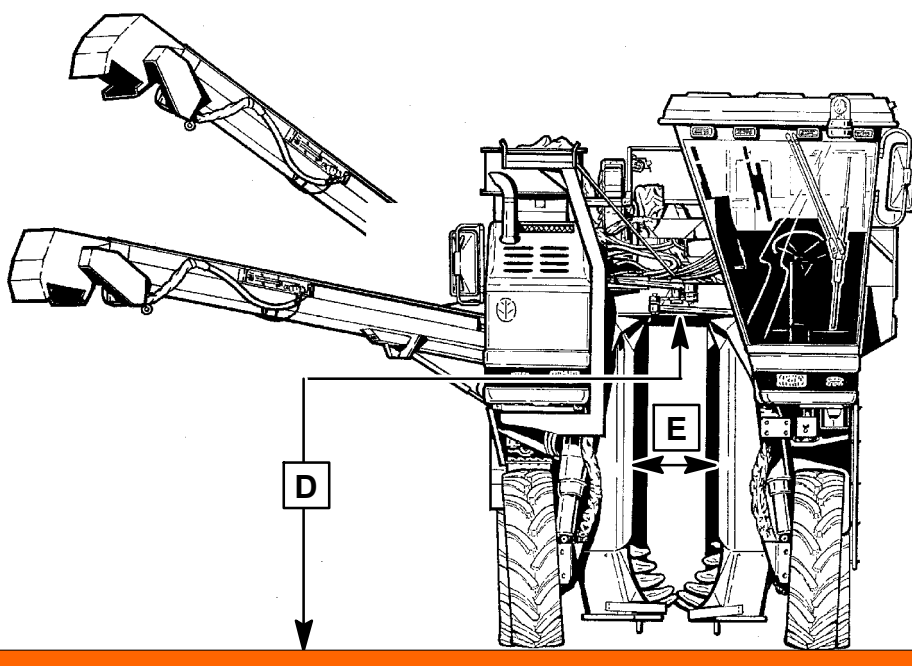
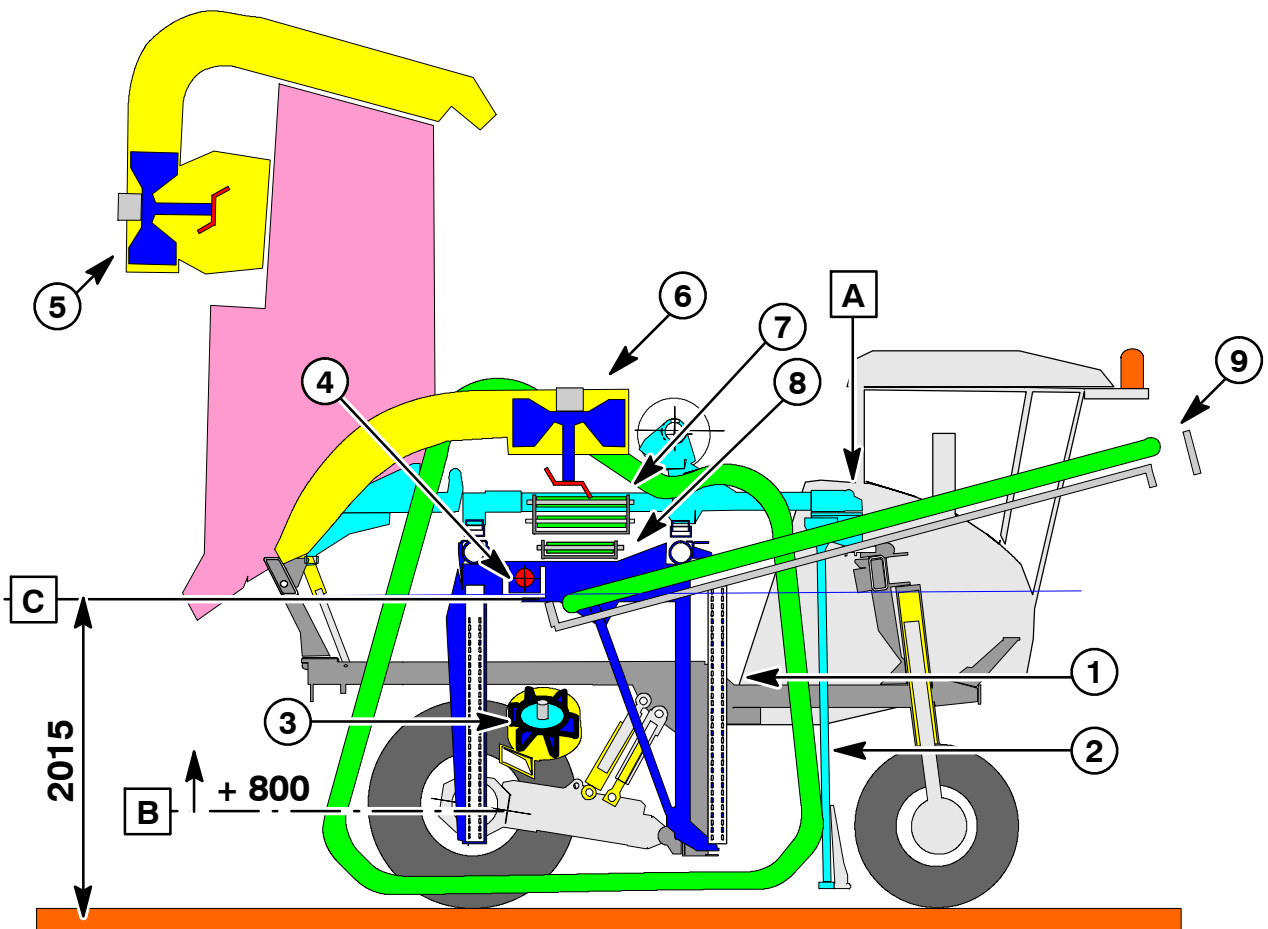


R1-02/03

COMMERCIAL DESCRIPTION		SB65 (1)
Self-propelled unit		
Code	DIMENSIONS (mm)	
H1	Height: (Lowered harvesting equipment) with cab	3605
H2	Harvesting equipment height to the railings	3520
H3	Clearance under beam min. max.	2015
		2815
H4	Harvesting equipment clearance under tunnel min. max.	2015
		2815
HB1	Clearance under tilted up containers	1660
HB2	Tilting axle height	2080
HB3	Max. height with lifted hopper	5270
HB4	Height under clearance 1600 l hopper	1375
HB5	Height under emptying link	1325 to 4010
La1	Max. width 1600 l hopper and emptying link in road position	3140
LaBr	Link movement	from 4210 to 6440
V1	Rear track	2420
V2	Front track	2130
La AR	Outer width at the rear wheel level: (V1 + Gb = La AR) Tyres 480 / 70 R 28 Tyres 540 / 65 R 28	2425 + 480 = 2905 2510 + 540 = 3050
La AV	Outer width at the front wheel level on ground: (V2 + Gb = La AV) (V2 at ground level) Tyres 420 / 70 R 24	2130 + 420 = 2550
E	Wheelbase	3180
Lo 1 Lo 2	Overall length at the cab front link end	6090 6540
DAV1 DAV2	Front offset: at the cab front link end	1320 1750
DAV3	Tool fixing offset	280
DAR	Rear offset	1610

- (1) SB65 version with hopper and emptying link

R1-02/03



R1-02/03

SB65 EMPTYING CONVEYOR ON THE RIGHT SIDE AND LEFT HOPPER

- A** Central cross beam of the harvesting equipment with 200-mm rise
- B** Sloping correction, 800 mm
- C** Shaking slide drive enables a clearance under the cover of 2015 mm, with harvesting equipment in low position
- D** Clearance height under the frame beam, min. 2015 mm max. 2815 mm
- E** Clearance width at the leaves entry, 700 mm

1 Shaking frame

- shaking plates
34 holes, useful height 1650 mm,
- 24 shakers
22 straight link rods
2 elbow link rods
- 240-mm extension

2 Norias

- 67 buckets with long spout,
- clearance in the stake-guide,
195 ÷ 400 mm

3 Lower extractors

- diameter 430 mm
- independent stalk choppers, released in washing position

4 Slide drive

- shaking control

5 Left hopper

- capacity 1600 liters
- extractor, diameter 638 mm, with removable stalk chopper.
- leaf evacuation chute, on the side

6 Extractor of the emptying conveyors

- extractor, diameter 638 mm, with removable stalk chopper.
- leaf evacuation chute, at the back

7 Harvesting conveyors

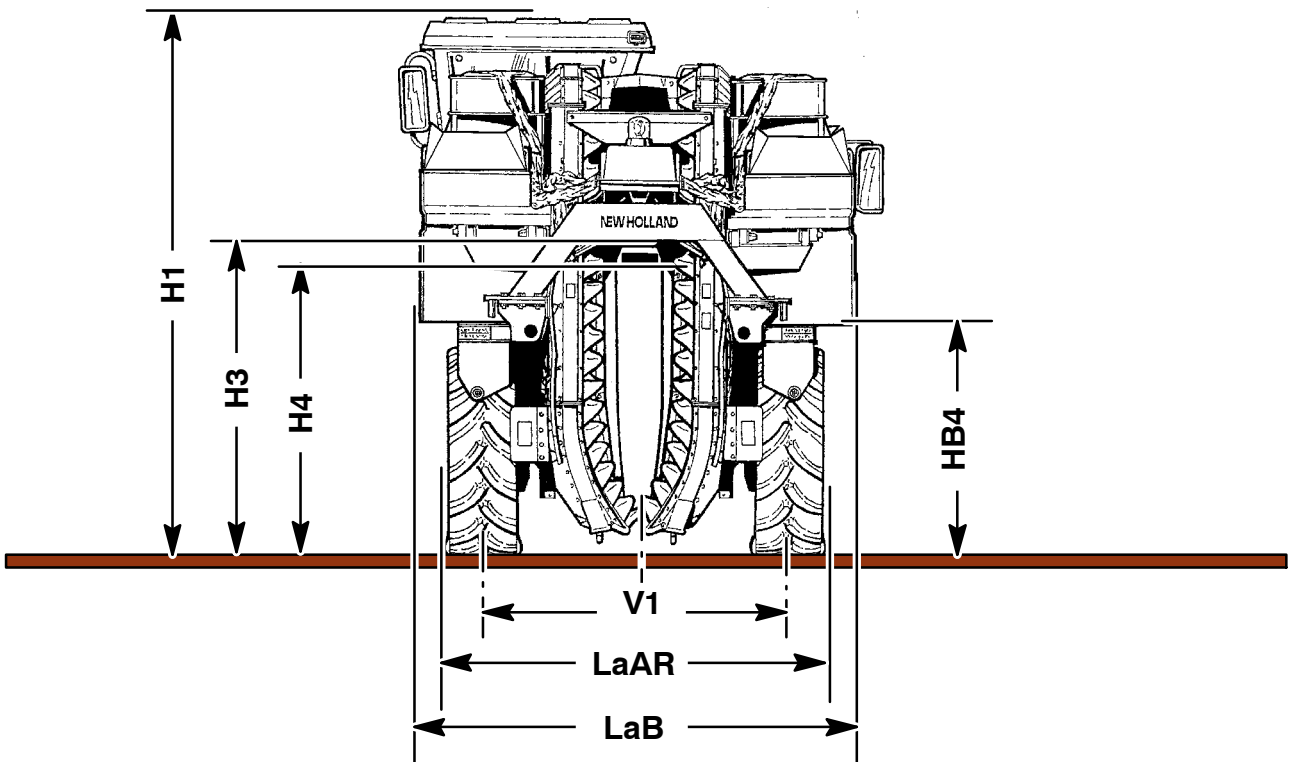
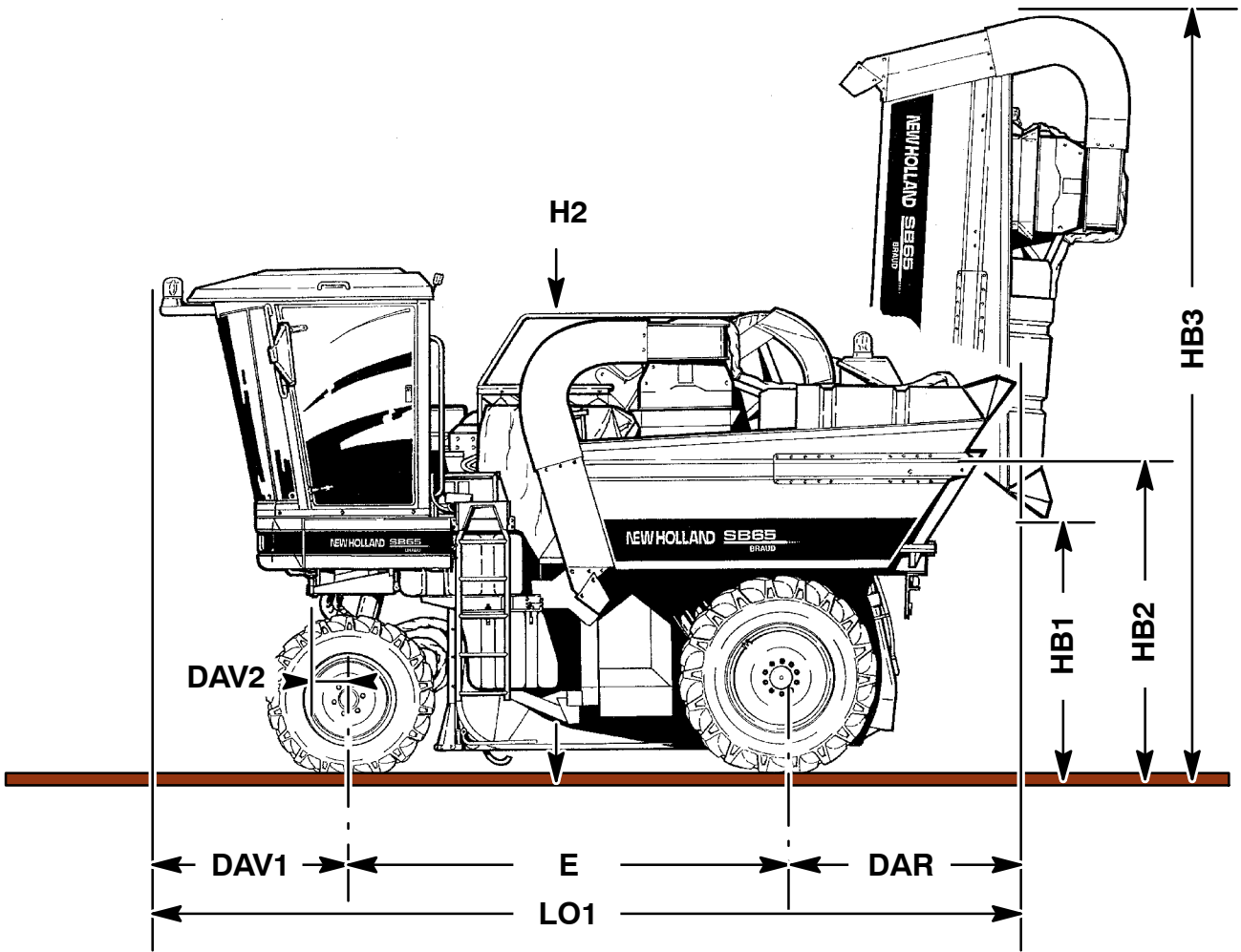
- width 600 mm

8 Transfer conveyor

- width 600 mm

9 Side emptying conveyor

- width 350 mm
- tilting height under the conveyor, 1320 ÷ 4100 mm

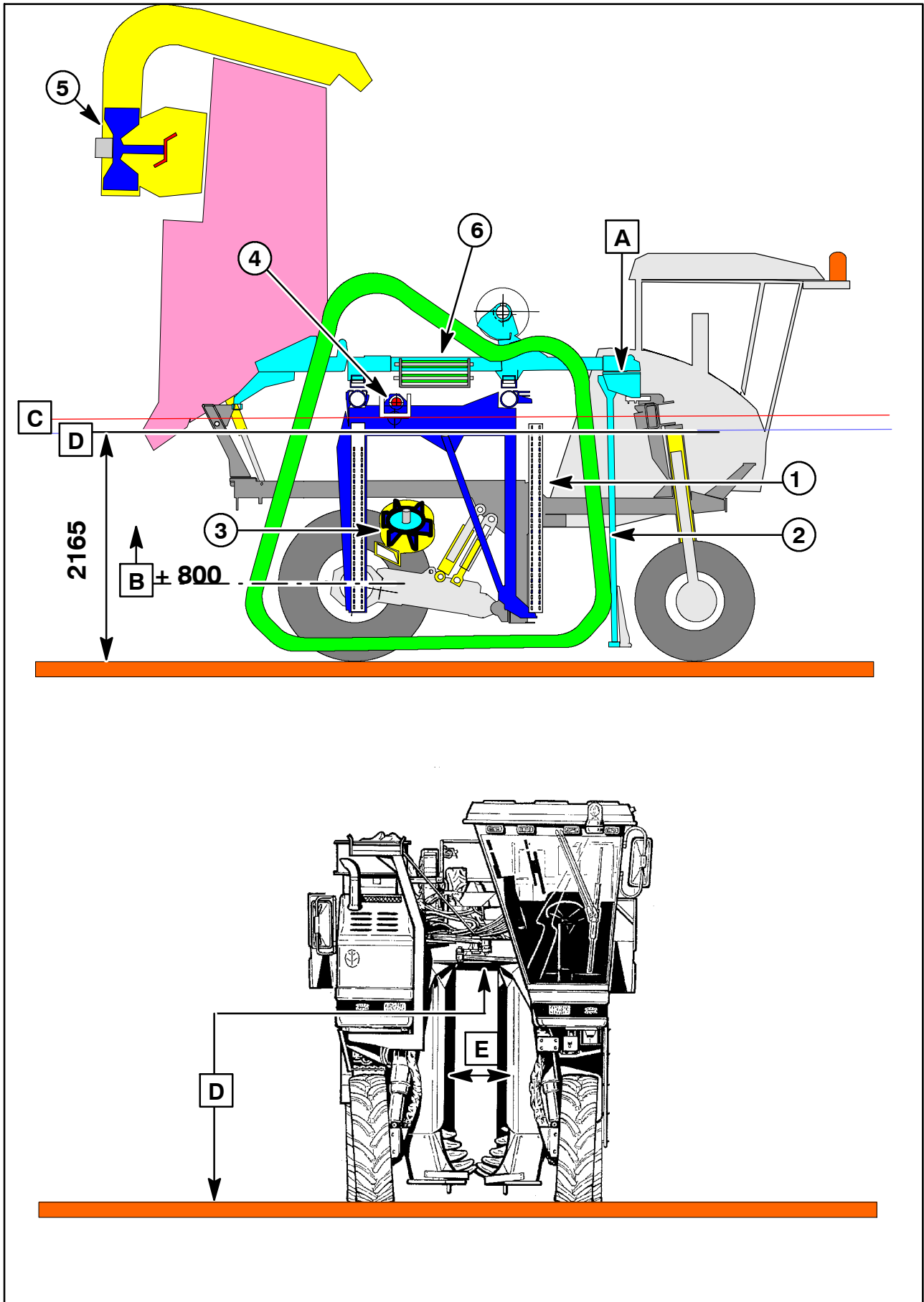


R1-02/03

COMMERCIAL DESCRIPTION		SB65 (2)	SB65 (3)	
Self-propelled unit				
Code	DIMENSIONS (mm)			
H1	Height: (Lowered harvesting equipment)	with cab	3605	3740
H2	Harvesting equipment height	to the railings	3520	3520
H3	Clearance under beam	min.	2015	2215
	Harvesting equipment	max.	2815	2815
H4	Harvesting equipment clearance under tunnel		2165	2165
HB1	Clearance under tilted up containers		1860	2080
HB2	Tilting axle height		2080	2310
HB3	Max. height with lifted hopper		5270	5500
HB4	Height under clearance	1600 l hopper	1375	1600
LaB	Max. width of hoppers 2x1600 l		3220	
V1	Rear track		2420	
V2	Front track		2130	
La AR	Outer width at the rear wheel level: (V1 + Gb = La AR)	Tyres 480 / 70 R 28 Tyres 420 / 70 R 28	2425 + 480 = 2905 2510 + 540 = 3050	
La AV	Outer width at the front wheel level on ground: (V2 + Gb = La AV) (V2 at ground level)	Tyres 420 / 70 R 24	2130 + 420 = 2550	
E	Wheelbase		3180	
Lo 1	Overall length	at the cab front	6090	
DAV1	Front offset:	at the cab front	1300	
DAV2	Tool fixing offset		280	
DAR	Rear offset		1610	

- (2) SB65 low version, with two hoppers,
axle clearance 2.00 m
- (3) SB65 high version with two hoppers,
axle clearance 2.20 m

R1-02/03

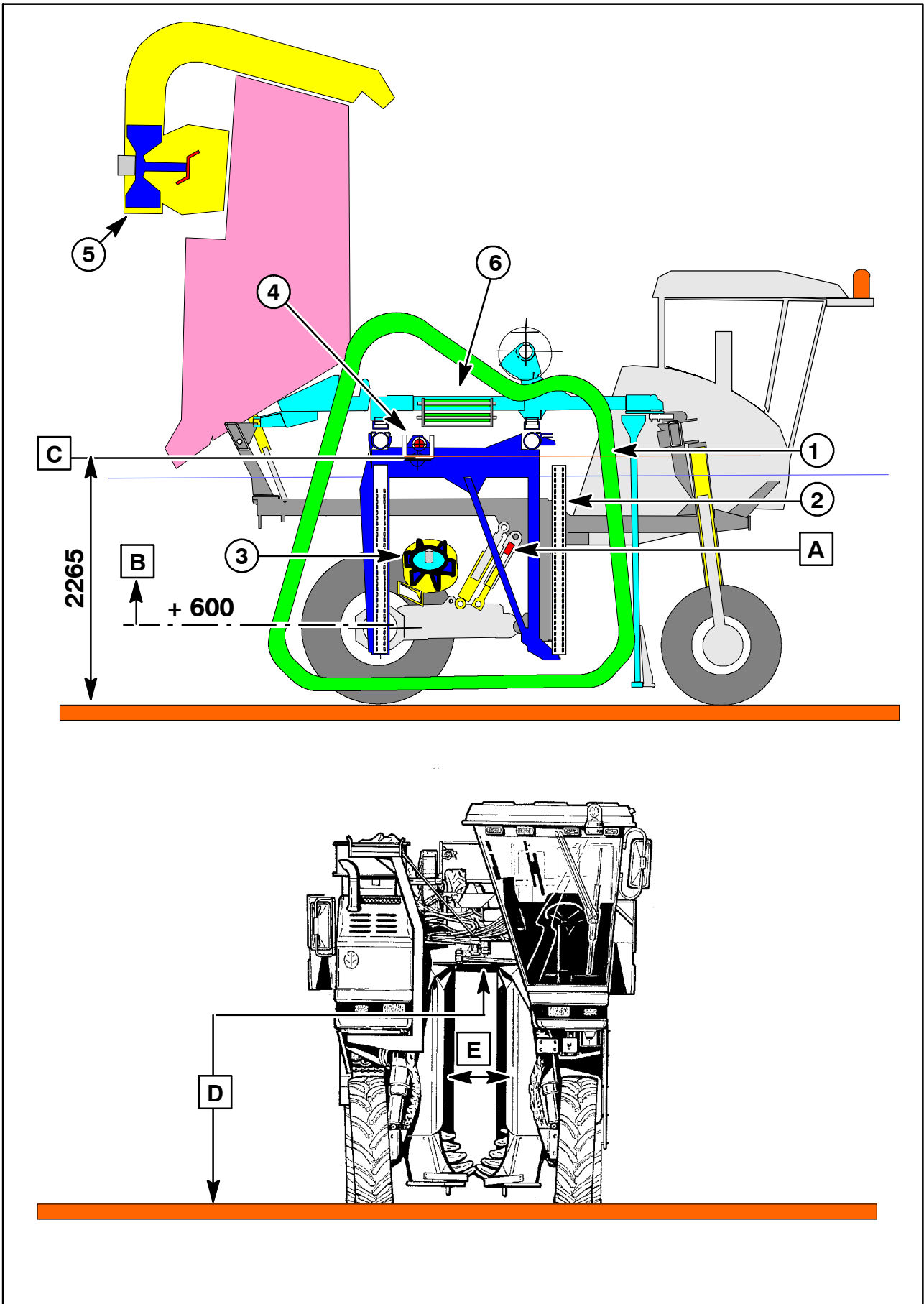


R1-02/03

**SB65 WITH TWO HOPPERS, LOW VERSION
AXLE CLEARANCE 2.00 m**

- | | |
|---|---|
| <p>A Central cross beam of the harvesting equipment with 200-mm rise</p> <p>B Sloping correction, 800 mm</p> <p>C Sliding shaking transmission to get a clearance by 2165 mm under the cover, with harvesting equipment in low position.</p> <p>D Max. clearance height limited by the frame front beam and by the rear cross-piece at min. 2015 mm
max. 2815 mm</p> <p>E Clearance width at the leaves entry: 700 mm</p> <p>1 Shaking frame</p> <ul style="list-style-type: none"> - shaking plates
34 holes, useful height 1650 mm, - 24 shakers
22 straight link rods
2 elbow link rods - 240-mm extension <p>2 Norias</p> <ul style="list-style-type: none"> - 67 buckets with long spout, - clearance in the stake-guide,
195 ÷ 400 mm | <p>3 Lower extractors</p> <ul style="list-style-type: none"> - diameter 430 mm - independent stalk choppers, released in washing position <p>4 Slide drive</p> <ul style="list-style-type: none"> - shaking control <p>5 Left and right hoppers</p> <ul style="list-style-type: none"> - capacity 1600 liters - extractor, diameter 460 mm, with removable stalk chopper. - leaf evacuation chute, on the side - leaf evacuation chute, at the back <p>7 Harvesting conveyors</p> <ul style="list-style-type: none"> - width 600 mm |
|---|---|

R1-02/03



R1-02/03

**SB65 WITH TWO HOPPERS, HIGH VERSION
AXLE CLEARANCE 2.20 m**

- A** Retainer, 100 mm, increasing the frame height by 200 mm
- B** Sloping correction, 600 mm
- C** Sliding shaking transmission to get a clearance by 2265 mm under the cover, with harvesting equipment in low position.
- D** Max. clearance height limited by the frame front beam and by the rear cross-piece at min. 2215 mm
max. 2815 mm
- E** Clearance width at the leaves entry: 700 mm
- 1 Shaking frame**
- shaking plates
34 holes, useful height 1650 mm,
 - 24 shakers
22 straight link rods
2 elbow link rods
 - 240-mm extension
- 2 Norias**
- 67 buckets with long spout,
 - clearance in the stake-guide,
195 ÷ 400 mm
 - clearance (E) in the entry sheets,
700 mm
- 3 Lift retainer**
- 4 Lower extractors**
- diameter 430 mm
 - independent stalk choppers,
released in washing position
- 5 Sliding drive**
- shaking control
- 6 Left and right hoppers**
- capacity 1600 liters
 - extractor, diameter 460 mm, with removable stalk chopper.
 - leaf evacuation chute, on the side
 - leaf evacuation chute, at the back
- 7 Harvesting conveyors**
- width 600 mm

R1-02/03

COMMERCIAL DESCRIPTION		SB65 (1)	SB65 (2)	SB65 (3)
WEIGHT				
Total allowed loaded weight (kg)		9420	9280	
Max. load allowed on	front axle (kg)	4200		
	rear axle (kg)	5500		
Unladen weight:	Total	9200 to 9420		
	Front axle	4060 to 4160		
	Rear axle	5200 to 5260		
Weight of one wheel (kg)	420/70 R 24	120		
	480/70 R 28	175		
Engine weight (kg)		510		
FEEDING/EXHAUST				
Fuel tank	Used fuel	Diesel oil		
	Capacity (litres)	225		
Engine feeding system		Direct injection		
Air filter	Make	DONALDSON		
	Type	ELB 10-0057		
Engine cooling	Water capacity (litres)	20		
	Fan	sucking		
Cooling fan \varnothing (mm)		610		
DRIVE				
Pump for engine fan	Make	SAUER		
	Displacement (cm ³ /rev.)	17		
	Empty operating speed (rpm)	2325 (93% of engine speed)		
	Capacity (l/minute), output 0.9	35		
Fan motor	Make	SAUER		
	Displacement (cm ³ /rev.)	12.2		
Variable displacement hydraulic pump (adjusted for a maximum forward speed of 24.5 km/h).	Make	SAUER		
	Type	90R100		
	Displacement (cm ³ /rev.)	0 to 45		

- (1) SB65 version with hopper and emptying link
- (2) SB65 low version, with two hoppers, axle clearance 2.00 m

- (3) SB65 high version with two hoppers, axle clearance 2.20 m

COMMERCIAL DESCRIPTION		SB65 (1)	SB65 (2)	SB65 (3)
DRIVE (follows)				
Priming pump	Displacement (cm ³ /rev.)	26		
	Capacity (l/minute), output 0.9	57.3		
Front wheel motor	Make	POCLAIN		
	Type	MS 08		
	Displacement (cm ³ /rev.)	934		
Rear wheel motor	Make	POCLAIN		
	Type	MSE 18		
	Displacement (cm ³ /rev.)	2500 (1406/1084)		
Max. speed (km/h) in road position		24.5 km/h		
Max. speed (km/h) in field position		11		
Hydraulic oil				
Capacity l/minute	Total	180		
	Hydraulic oil reservoir	65		
Oil type		NEW HOLLAND: Hydrosystem 68		
Extractor pump and conveyors	Make	VICKERS		
	Displacement (cm ³ /rev.)	"Load sensing" from 0 to 45		
	Empty operating speed rpm	2500 (see engine rpm)		
	Capacity (l/minute), output 0.9	101.2		
Pump for hopper shaking	Make	SAUER		
	Displacement (cm ³ /rev.)	25		
	Empty operating speed rpm	2500 (see engine rpm)		
	Capacity (l/minute), output 0.9	56		
Steering/lift/hopper pump	Make	SAUER		
	Displacement (cm ³ /rev.)	16		
	Empty operating speed rpm	2325 (93% of engine speed)		
	Capacity (l/minute), output 0.9	29		
STEERING		Hydrostatic		
Type		EATON QAMP 145 cm ³ /rev.		
BRAKING				
Service brake		supplied by the hydrostatic transmission		
Parking brake (acting on the two rear wheels)		Operated by two pedals and by the steering		
Steering brake		Operated by lever		

COMMERCIAL DESCRIPTION		SB65 (1)	SB65 (2)	SB65 (3)
TILTING CORRECTION		33%		25%
PLATFORM CAB				
Heated and air-conditioned cab		●		
Activated charcoal filter		Optional		
On-board computer		●		
Grand-Luxe seat		●		
Pneumatic seat		●		
Multi-function lever		●		
A/C compressor	Manufacturer / Model Gas R 134a (g) Oil SP20 or SK 20 cm ³	Sanden U 4643 1900 FIAT LUBRIFICANTI LBAR 134 Add 125 g		
LIGHTING AND WARNING LIGHTS				
High/low beams		2		
Front position lights		2		
Rear position lights		2		
Direction indicators	Front	2		
	Rear	2		
	Side	2		
Stop lights		2		
License plate light		1		
Reflector	Rear	2		
Revolving beacon	with cab	2		
Supply voltage		12 V		

**Thanks very much for your reading,
Want to get more information,
Please click here, Then get the complete
manual**

JustClickHere 

NOTE:

**If there is no response to click on the link above,
please download the PDF document first, and then
click on it.**

**Have any questions please write to me:
admin@servicemanualperfect.com**